



Type 1000P/1005P/1010P Series Electro-Pneumatic Pressure Regulators

Type 1000P Electro-Pneumatic Precision Pressure Regulator
 Type 1005P Electro-Pneumatic High Flow Pressure Regulator
 Type 1010P Electro-Pneumatic Economic Pressure Regulator

The Type 1000P, 1005P & 1010P Electro-Pneumatic Pressure Regulators are complete closed loop servo systems consisting of two solenoid valves, an internal pressure sensor, and electronic controls. Based on analog signal, the pressure is controlled by two solenoid valves to maintain precise pressure; one valve functions as inlet control, the other as exhaust. The pressure output is measured by an internal feedback pressure sensor that provides a feedback signal to the electronic controls. The electro-pneumatic pressure regulator is suitable for industries that require precise pressure changes at any time and monitor pressure values. Available with five selections of input signal: 0-5V, 1-5V, 0-10VDC, 4-20mA, or RS485 Modbus. Monitor signal can be chosen from 0-5V, 1-5V, 0-10V, 4-20mA or RS485 Modbus.

Features

- Compact
- High Precision
- High Sensitivity
- Wide Pressure Ranges

Specifications

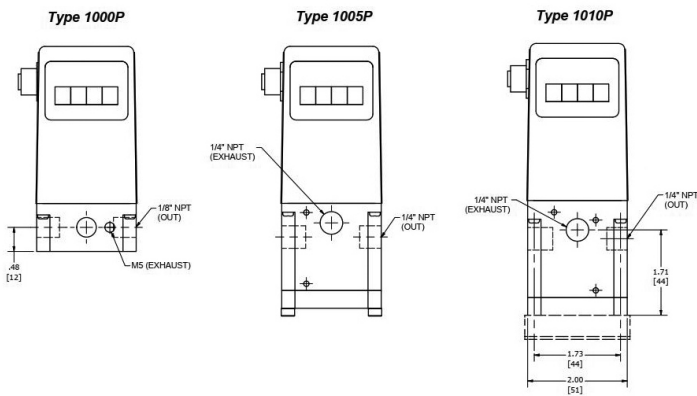
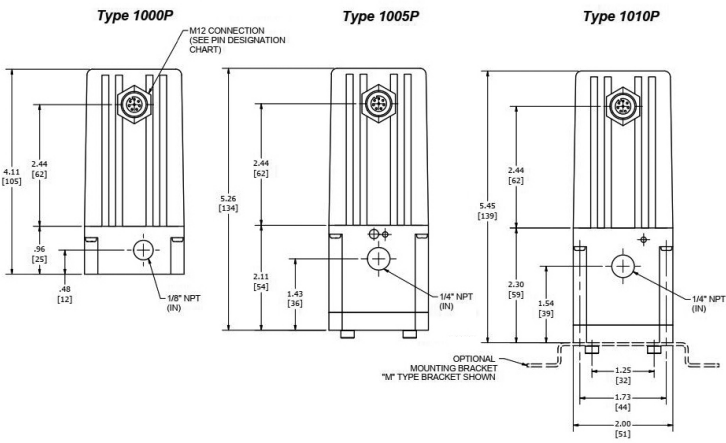
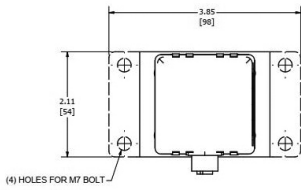
	Type 1000P	Type 1005P	Type 1010P
Input Signal:	0-5V, 0-10V, 1-5V, 4-20mA, RS485		0-10V, 4-20mA
Monitor Output:	0-5V, 0-10V, 1-5V, 4-20mA, RS485		0-10V, 4-20mA
Power Supply:	DC24V		
Response:	0.8S		
Operating Temp:	32° to 158° F (0 to 70° C)		
Weight:	0.92 lbs (0.42 kg)	1.21 lbs (0.55 kg)	0.95 lbs (0.43 kg)
Port Size:	1/8" NPT	1/4" NPT	
Repeatability:	±0.1% F.S.		±0.5% F.S.
Hysteresis:	±0.1% F.S.	±0.25% F.S.	±0.6% F.S.
Linearity:	±0.1% F.S.	±0.25% F.S.	±0.5% F.S.
Accuracy:	±0.1% F.S.		±0.5% F.S.
Medium:	Clean compressed air or with 5 micron filter		
Flow Rate:	8 SCFH @ 2 BAR 17 SCFH @ 4 BAR 34 SCFH @ 8 BAR	1,271 SCFH @ 4 BAR 2,543 SCFH @ 8 BAR	2,543 SCFH @ 8 BAR
Output Pressure Ranges:	0-30 psi (0-2 BAR), 0-60 psi (0-4 BAR), 0-120 psi (0-8 BAR)	0-60 psi (0-4 BAR), 0-120 psi (0-8 BAR)	0-120 psi (0-8 BAR)
Output Range	0-30 psi (0-2 BAR)	0-60 psi (0-4 BAR)	0-120 psi (0-8 BAR)
Supply Pressure Max.	43 psi (3 BAR)	73 psi (5 BAR)	131 psi (9 BAR)



Type 1000P/1005P/1010P Series

Electro-Pneumatic Pressure Regulators

Dimensions



Ordering Use this coding system to order

Monitor Output

- A 4-20mA
- C 0 to 5V (1000 & 1005 only)
- E 0 to 10V
- F 1 to 5V (1000 & 1005 only)
- R RS485 Modbus (1000 & 1005 only)

Port Size

- A 1/8 NPT
- B 1/4 NPT

Model

Model 1000P	I	-	A				
Model 1005P	I	-	B				
Model 1010P	I	-	B		K		

Feedback Monitor

- I Internal

Input Signal

- A 4-20mA
- C 0 to 5V (1000 & 1005 only)
- E 0 to 10V
- F 1-5V (1000 & 1005 only)
- R RS485 Modbus (1000 & 1005 only)

Options

- U BSP Ports
- B BAR Display (PSI standard)

Note: Contact factory regarding other power options.

Pressure Range

- I 0-30 psi (0-2 BAR) (1000 only)
- G 0-60 psi (0-4 BAR) (1000 & 1005 only)
- K 0-120 psi (0-8 BAR)
- X Custom

Accessories

Cable: 6 foot (2 meter) M-12 cable assembly; sold separately
P/N: 445-919-013

Bracket Kits: Type 1000P Type 1005P and Type 1010P

'L' type P/N: 449-542-053 449-542-055

'M' type P/N: 449-542-057 449-542-059

Warranty ControlAir LLC products are warranted to be free from defects in materials and workmanship for a period of eighteen months from the date of sale, provided said products are used according to ControlAir LLC recommended usages. ControlAir LLC's liability is limited to the repair, purchase price refund, or replacement in kind, at ControlAir LLC's sole option, of any products proved defective. ControlAir LLC reserves the right to discontinue manufacture of any products or change products materials, designs or specifications without notice. Note: ControlAir does not assume responsibility for the selection, use, or maintenance of any product. Responsibility for the proper selection, use, and maintenance of any ControlAir product remains solely with the purchaser and end user. Drawing downloads available at www.controlair.com

